



Financial Progress Report as at 30th June 2025
Ministries & Departments of Northern Provincial Council


Rs. In Mn							
se. No	Description	Budget Allocation	Supplementary/ FR Allocation	Withdrawal / Cut Provision	Net Allocation	Expenditure up to 30.06.2025 by the Ministries & Departments	%
1	Recurrent	43,208.00	30.10	30.10	43,208.00	20,502.04	47%
2	Capital	9,308.49	165.72	165.72	9,308.49	1,242.51	13%
3	Projects	0.00	0.00	0.00	0.00	0.00	0%
	TOTAL	52,516.49	195.82	195.82	52,516.49	21,744.55	41%


Rs. In Mn							
se. No	Description	Budget Allocation	Supplementary/ FR Allocation	Withdrawal / Cut Provision	Net Allocation	Expenditure up to 30.06.2025 by the Ministries & Departments	%
1	Recurrent	43,208.00	30.10	30.10	43,208.00	20,502.04	47%
i	Block Grant	40,928.00	30.10	30.10	40,928.00	20,502.04	47%
ii	Central Government Revenue	820.00	0.00	0.00	820.00		
iii	Provincial Council Revenue	1,460.00	0.00	0.00	1,460.00		


S. Kugabalan
 Chief Accountant
 Accounts & Payments
 Provincial Treasury
 Northern Province

Rs. In Mn							
se. No	Description	Budget Allocation	Supplementary/ FR Allocation	Withdrawal / Cut Provision	Net Allocation	Expenditure up to 30.06.2025 by the Ministries & Departments	%
2	Capital	9,308.49	165.72	165.72	9,308.49	1,242.51	67%
i	Criteria Based Grant (CBG)	727.00	70.70	70.70	727.00	79.46	11%
ii	Provincial Specific Development Grant (PSDG)	7,328.00	95.02	95.02	7,328.00	999.07	14%
iii	General Education Modernization Project (GEMP)	436.49	0.00	0.00	436.49	49.28	11%
iv	Nearest School is the Best School Project	650.00	0.00	0.00	650.00	104.75	16%
v	Jaffna Library Improvement - JLI	100.00	0.00	0.00	100.00	-	0%
vi	Corporate Social Responsibility - CSR	67.00	0.00	0.00	67.00	9.94	15%

Prepared by: 
M.Sarithas

Checked by: 
S.Sulosiny

Certified by: 
S.Kugabalan
Chief Accountant - Acc & pay

S. Kugabalan
Chief Accountant
Accounts & Payments
Provincial Treasury
Northern Province

Northern Provincial Council
Financial Progress Report for the Month of June 2025
Recurrent

Rs. In Mn

Sl.No	Head	Institution	Allocation	Expenditure up to 30.06.2025	%
1	400	Governor's Secretariat	110.95	33.49	30%
2	401	Provincial Public Service Commission	49.46	16.75	34%
		Sub Total	160.42	50.23	31%
3	402	Provincial Council Secretariat	83.84	10.84	13%
		Sub Total	83.84	10.84	13%
4	410	Chief Minister's Ministry	119.09	30.99	26%
5	470	Provincial Dept. of Local Government	2,733.10	1,215.21	44%
6	481	Provincial Dept. of Land Administration	163.01	72.96	45%
7	471	Provincial Dept. of Rural Development	197.18	90.64	46%
8	432	Provincial Dept. of Road Development	1,210.79	421.85	35%
9	426	Provincial Dept. of Motor Traffic	71.62	29.87	42%
		Sub Total	4,494.80	1,861.51	41%
10	420	Chief Secretary's Secretariat	171.85	75.14	44%
11	421	Office of the Deputy Chief Secretary - Finance	48.42	20.55	42%
	421	Budgetary support services & Contingent Liabilities	264.69	-	0%
12	422	Office of the Deputy Chief Secretary - Planning	84.26	38.16	45%
13	423	Office of the Deputy Chief Secretary - Engineering	23.21	9.32	40%
14	424	Office of the Deputy Chief Secretary-Personnel Training	42.25	17.86	42%
15	425	Provincial Dept. of Revenue & Taxes	42.46	18.04	42%
16	430	Provincial Dept. of Buildings	189.01	86.28	46%
		Sub Total	866.15	265.35	31%
17	411	Provincial Ministry of Agriculture	86.27	24.28	28%
18	480	Provincial Dept. of Agriculture	500.53	237.12	47%
19	482	Provincial Dept. of Animal Production & Health	485.44	209.99	43%
20	431	Provincial Dept. of Irrigation	651.84	170.44	26%
		Sub Total	1,724.09	641.83	37%
21	412	Provincial Ministry of Education, Cultural Affairs	232.38	77.10	33%
22	460	Provincial Department of Education	21,489.91	10,483.20	49%
23	461	Provincial Dept. of Sports	108.88	36.80	34%
		Sub Total	21,831.17	10,597.09	49%
24	413	Provincial Ministry of Health	85.15	33.10	39%
25	450	Provincial Dept. of Health	11,764.65	6,119.09	52%
26	451	Provincial Dept. of Indigenous Medicine	681.25	287.13	42%
27	441	Provincial Dept. of Probation & Child Care	256.48	97.95	38%
		Sub Total	12,787.53	6,537.26	51%
28	414	Provincial Ministry of Women's Affairs	88.88	20.99	24%
29	490	Provincial Dept. of Industries	137.96	63.71	46%
30	440	Provincial Dept. of Social Service	758.82	322.01	42%
31	472	Provincial Dept. of Co-operative Development	255.27	123.19	48%
32	403	Provincial Co-operative Employees Commission	19.07	8.03	42%
		Sub Total	1,260.00	537.93	43%
		APO	-	-	
		W & OP	-	-	
		Total	43,208.00	20,502.04	47%

Northern Provincial Council
Financial Progress Report for the Month of June 2025
Criteria Based Grant (CBG)

Rs. In Mn

Se.No	Head	Institution	Allocation	Expenditure up to 30.06.2025	%
1	400	Governor's Secretariat	21.50	0.54	3%
2	401	Provincial Public Service Commission	1.55	-	0%
		Sub Total	23.05	0.54	2%
3	402	Provincial Council Secretariat	0.55	-	0%
		Sub Total	0.55	-	0%
4	410	Chief Minister's Ministry	9.50	0.89	9%
5	470	Provincial Dept. of Local Government	15.30	9.26	60%
6	481	Provincial Dept. of Land Administration	19.00	5.47	29%
7	471	Provincial Dept. of Rural Development	11.50	2.63	23%
8	432	Provincial Dept. of Road Development	10.60	2.19	21%
9	426	Provincial Dept. of Motor Traffic	5.00	3.47	69%
		Sub Total	70.90	23.91	34%
10	420	Chief Secretary's Secretariat	10.49	0.55	5%
11	421	Office of the Deputy Chief Secretary - Finance	2.00	0.01	0%
	421	Budgetary support services & Contingent Liabilities	167.16	-	0%
12	422	Office of the Deputy Chief Secretary - Planning	1.00	0.07	7%
13	423	Office of the Deputy Chief Secretary - Engineering	0.70	-	0%
14	424	Office of the Deputy Chief Secretary - Personnel Train	17.50	1.88	11%
15	425	Provincial Dept. of Revenue & Taxes	3.00	0.74	25%
16	430	Provincial Dept. of Buildings	58.12	16.83	29%
		Sub Total	259.97	20.07	8%
17	411	Provincial Ministry of Agriculture	57.50	7.37	13%
18	480	Provincial Dept. of Agriculture	57.50	0.45	1%
19	482	Provincial Dept. of Animal Production & Health	49.00	0.03	0%
20	431	Provincial Dept. of Irrigation	39.65	11.59	29%
		Sub Total	203.65	19.44	10%
21	412	Provincial Ministry of Education, Cultural Affairs	8.00	2.22	28%
22	460	Provincial Dept. of Education	51.50	4.89	9%
23	461	Provincial Dept. of Sports	3.20	0.74	23%
		Sub Total	62.70	7.85	13%
24	413	Provincial Ministry of Health	2.31	0.72	31%
25	450	Provincial Dept. of Health	11.50	3.18	28%
26	451	Provincial Dept. of Indigenous Medicine	11.50	0.09	1%
27	441	Provincial Dept. of Probation & Child Care	6.00	-	0%
		Sub Total	31.31	3.99	13%
28	414	Provincial Ministry of Women's Affairs	44.42	0.01	0%
29	490	Provincial Dept. of Industries	8.50	3.01	35%
30	440	Provincial Dept. of Social Service	9.95	0.65	7%
31	472	Provincial Dept. of Co-operative Development	11.50	-	0%
32	403	Provincial Co-operative Employees Commission	0.50	-	0%
		Sub Total	74.87	3.67	5%
		Total	727.00	79.46	11%

Northern Provincial Council
Financial Progress Report for the Month of June 2025
Provincial Specific Development Grant (PSDG)

Rs. In Mn

Se.No	Head	Institution	Allocation	Expenditure up to 30.06.2025	%
3	402	Provincial Council Secretariat	-	-	-
		Sub Total	-	-	-
1	410	Chief Minister's Ministry	356.75	67.58	19%
2	470	Provincial Dept. of Local Government	754.00	38.10	5%
3	481	Provincial Dept. of Land Administration	36.00	9.90	28%
4	471	Provincial Dept. of Rural Development	72.00	6.79	9%
5	432	Provincial Dept. of Road Development	1,148.25	374.04	33%
		Sub Total	2,367.00	496.41	21%
6	421	Budgetary support services & Contingent Liabilities	338.98	-	0%
		Sub Total	338.98	-	0%
7	411	Provincial Ministry of Agriculture	104.00	7.27	7%
8	480	Provincial Dept. of Agriculture	568.00	71.34	13%
9	482	Provincial Dept. of Animal Production & Health	347.00	63.74	18%
10	431	Provincial Dept. of Irrigation	485.00	39.94	8%
		Sub Total	1,504.00	182.30	12%
11	412	Provincial Ministry of Education, Cultural Affairs	36.00	2.31	6%
12	460	Provincial Department of Education	1,082.00	36.02	3%
13	461	Provincial Dept. of Sports	107.00	6.14	6%
		Sub Total	1,225.00	44.47	4%
14	450	Provincial Dept. of Health	935.28	200.59	21%
15	451	Provincial Dept. of Indigenous Medicine	258.00	27.71	11%
16	441	Provincial Dept. of Probation & Child Care	242.00	8.40	3%
		Sub Total	1,435.28	236.70	16%
17	414	Provincial Ministry of Women's Affairs	-	-	#DIV/0!
18	490	Provincial Dept. of Industries	215.00	11.36	5%
19	440	Provincial Dept. of Social Service	215.00	20.89	10%
20	472	Provincial Dept. of Co-operative Development	27.74	6.95	25%
		Sub Total	457.74	39.20	9%
Total			7,328.00	999.07	14%

Northern Provincial Council
Financial Progress Report for the Month of June 2025
General Education Modernization Project (GEMP)

Rs. In Mn

Se.No	Head	Institution	Allocation	Expenditure up to 30.06.2025	%
1	460	Provincial Department of Education	436.49	49.28	11%
Total			436.49	49.28	11%


S. Kugabalan
Chief Accountant
Accounts & Payments
Provincial Treasury
Northern Province

Northern Provincial Council
Financial Progress Report for the Month of June 2025
Nearest School is the Best School Project

Rs. In Mn

Se.No	Head	Institution	Allocation	Expenditure up to 30.06.2025	%
1	460	Department of Education	650.00	104.75	16%
Total			650.00	104.75	16%


S. Kugabalan
 Chief Accountant
 Accounts & Payments
 Provincial Treasury
 Northern Province

Northern Provincial Council
Financial Progress Report for the Month of June 2025
Jaffna Library Improvement

Rs. In Mn


Se.No	Head	Institution	Allocation	Expenditure up to 30.06.2025	%
1	470	Department of Local Gvt	100.00	-	0%
Total			100.00	-	0%


K. Kugabalan
Chief Accountant
Accounts & Payments
Provincial Treasury
Northern Province

Northern Provincial Council
Financial Progress Report for the Month of June 2025
Coperate Social Responsibility (CSR)

Rs. In Mn

Se.No	Head	Institution	Allocation	Expenditure up to 30.06.2025	%
1	411	Ministry of Agriculture	67.00	9.94	15%
Total			67.00	9.94	15%


S. Kugabalan
Chief Accountant
Accounts & Payments
Provincial Treasury
Northern Province